

‘AAA-intro.ly’

Introduction

This document shows examples from the [LilyPond Snippet Repository](#).

In the web version of this document, you can click on the file name or figure for each example to see the corresponding input file.

This document is for LilyPond version 2.11.31

‘[blanking-staff-lines-using-the--whiteout-command.ly](#)’

The `\whiteout` command underlays a white box under a markup. Since staff lines are in a lower layer than most other grobs, this white box will not overlap any other grob.




‘[creating-text-spanners.ly](#)’

The `\startTextSpan` and `\stopTextSpan` commands give you the ability to create text spanners as easily as pedals indications or octavations. Override some properties of the TextSpanner object to modify its output.




‘[demonstrating-the-power-and-flexibility-of-the--markup-function.ly](#)’

Here are some examples of how various markup texts can be obtained with LilyPond syntax. You won't probably be needing all of them in a standard score, but hey, you never know...




‘[embedding-native-postscript-in-a--markup-bloc.ly](#)’

The command `\postscript` allows you to insert PostScript code directly inside a `\markup` bloc. (Beware: PostScript is a registered trademark by Adobe Systems Inc. LilyPond actually uses GNU/GhostScript to handle it.)



‘flat-and-sharp-symbols-in-text-markups.ly’

If you want to use flat or sharp symbols in text, you may want to adjust the horizontal and vertical position of the \flat or \sharp.



‘font-family-override.ly’


The default font families for text can be overridden with make-pango-font-tree.



‘how-to-avoid-spaces-when-using-the--char-function-in-a--markup-text.ly’


When you need to enter special characters using the \char command, an unwanted space can appear before the character. You can avoid it by adding the \concat command.

In this snippet, we want to insert <pi f> below the staff, using <\char #'249> to get the correct last character in piu, but there’s a space between <pi> and <u>. Thanks to the \concat command, the space disappears.



‘how-to-bottom-align-texts-with-different-vertical-extents.ly’

Some letters imply smaller vertical extents than the others; if you have, below your staff, two markups with different vertical extents (e.g. one text with letters "t,h,l and/or UPPER CASE" and one text with "a, c, e, n or m"), LilyPond will align them to the top by default, thus making it look a bit messy. Therefore, you need to add invisible ascender letters using the ransparent command to make it right.




‘inserting-large-plain-text-sections,-as-independent--markup-blocks.ly’


LilyPond can handle text almost as well as music notation: in a \book block, you can enter different \score blocks, but also independent \markup sections. This snippet also demonstrates some interesting text formatting features such as \justify-string or \wordwrap-string (do not

forget the # character when using them). The \fill-line command produces centered text, and you can define margins using \override #'(line-width . X), where X is the width in staff spaces.


Lorem ipsum dolor sit amet consectetur adipiscing elit, sed diam nonummy nibh euismod tincidunt ut laoreet dolore magna aliquam erat volutpat. Ut wisi enim ad minim veniam, quis nostrud exerci tation ullamcorper suscipit lobortis nisl ut aliquip ex ea commodo consequat. Duis autem vel eum iriure dolor in hendrerit in vulputate velit esse molestie consequat, vel illum dolore eu feugiat nulla facilisis at vero eros et accumsan et iusto odio dignissim qui blandit praesent luptatum zzril delenit augue duis dolore te feugait nulla facilisi. Nam liber tempor cum soluta nobis eleifend option congue nihil imperdiet doming id quod mazim placerat facer possim assum. Typi non habent claritatem insitam; est usus legentis in iis qui facit eorum claritatem. Investigationes demonstraverunt lectores legere me lius quod ii legunt saepius. Claritas est etiam processus dynamicus, qui sequitur mutationem consuetudinum lectorum. Mirum est notare quam littera gothica, quam nunc putamus parum claram, anteposuerit litterarum formas humanitatis per seacula quarta decima et quinta decima. Eodem modo typi, qui nunc nobis videntur parum clari, fiant sollemnes in futurum.



Lorem ipsum dolor sit amet consectetur adipiscing elit, sed diam nonummy nibh euismod tincidunt ut laoreet dolore magna aliquam erat volutpat. Ut wisi enim ad minim veniam, quis nostrud exerci tation ullamcorper suscipit lobortis nisl ut aliquip ex ea commodo consequat. Duis autem vel eum iriure dolor in hendrerit in vulputate velit esse molestie consequat, vel illum dolore eu feugiat nulla facilisis at vero eros et accumsan et iusto odio dignissim qui blandit praesent luptatum zzril delenit augue duis dolore te feugait nulla facilisi. Nam liber tempor cum soluta nobis eleifend option congue nihil imperdiet doming id quod mazim placerat facer possim assum. Typi non habent claritatem insitam; est usus legentis in iis qui facit eorum claritatem. Investigationes demonstraverunt lectores legere me lius quod ii legunt saepius. Claritas est etiam processus dynamicus, qui sequitur mutationem consuetudinum lectorum. Mirum est notare quam littera gothica, quam nunc putamus parum claram, anteposuerit litterarum formas humanitatis per seacula quarta decima et quinta decima. Eodem modo typi, qui nunc nobis videntur parum clari, fiant sollemnes in futurum.



Lorem ipsum dolor sit amet consectetur adipiscing elit, sed diam nonummy nibh euismod tincidunt ut laoreet dolore magna aliquam erat volutpat. Ut wisi enim ad minim veniam, quis nostrud exerci tation ullamcorper suscipit lobortis nisl ut aliquip ex ea commodo consequat. Duis autem vel eum iriure dolor in hendrerit in vulputate velit esse molestie consequat, vel illum dolore eu feugiat nulla facilisis at vero eros et accumsan et iusto odio dignissim qui blandit praesent luptatum zzril delenit augue duis dolore te feugait nulla facilisi.



Lorem ipsum dolor sit amet consectetur adipiscing elit, sed diam nonummy nibh euismod tincidunt ut laoreet dolore magna aliquam erat volutpat. Ut wisi enim ad minim veniam, quis nostrud exerci tation ullamcorper suscipit lobortis nisl ut aliquip ex ea commodo consequat. Duis autem vel eum iriure dolor in hendrerit in vulputate velit esse molestie consequat, vel illum dolore eu feugiat nulla facilisis at vero eros et accumsan et iusto odio dignissim qui blandit praesent luptatum zzril delenit augue duis dolore te feugait nulla facilisi. Nam liber tempor cum soluta nobis eleifend option congue nihil imperdiet doming id quod mazim placerat facer possim assum. Typi non habent claritatem insitam; est usus legentis in iis qui facit eorum claritatem. Investigatione demonstraverunt lectores legere me lius quod ii legunt saepius. Claritas est etiam processus dynamicus, qui sequitur mutationem consuetudium lectorum. Mirum est notare quam littera gothica, quam nunc putamus parum claram, anteposuerit litterarum formas humanitatis per seacula quarta decima et quinta decima. Eodem modo typi, qui nunc nobis videntur parum clari, fiant sollemnes in futurum.

`'markup-lines.ly'`

Text that can spread over pages is entered with the `\markuplines` command.

Il y avait en Westphalie, dans le château de

M. le baron de Thunder-ten-tronckh, un jeune

garçon à qui la nature avait donné les mœurs les

plus douces. Sa physionomie annonçait son

âme. Il avait le jugement assez droit, avec

l'esprit le plus simple ; c'est, je crois, pour cette

raison qu'on le nommait Candide. Les anciens

domestiques de la maison soupçonnaient qu'il

était fils de la sœur de monsieur le baron et d'un

bon et honnête gentilhomme du voisinage, que

cette demoiselle ne voulut jamais épouser parce

qu'il n'avait pu prouver que soixante et onze

quartiers, et que le reste de son arbre

généalogique avait été perdu par l'injure du

temps.


Monsieur le baron était un des plus puissants

seigneurs de la Westphalie, car son château
 avait une porte et des fenêtres. Sa grande salle
 même était ornée d'une tapisserie. Tous les
 chiens de ses basses-cours composaient une
 meute dans le besoin ; ses palefreniers étaient
 ses piqueurs; le vicaire du village était son
 grand-aumônier. Ils l'appelaient tous
 monseigneur, et ils riaient quand il faisait des
 contes.

`'ordering-scripts-stack.ly'`


Scripts can be stacked. The order is determined by a priority field, but when objects have the same priority, the input order determines the order. Objects specified first are closest to the note.

You may also want to override the `#'script-priority` to give your Script or TextScript overall priority (if you do so, remember to use `\once` if you don't want the whole score to be affected).





`'preventing-long--mark-objects-to-stretch-a-measure.ly'`

When you put a long `\markup` text in a `\mark` object, LilyPond stretches the measure to encompass the complete markup. This can be avoided by overriding the `'X-extent` property of the `RehearsalMark` object, as demonstrated in this snippet.



3 long markup with default horizontal extent



`'printing-the-title-on-every-page-of-your-score.ly'`

With this trick, the title of your work will be printed in small on top of every page, using `evenHeaderMarkup` and `oddHeaderMarkup`.

This title will be repeated
whereas this subtitle won't



`'rotating-a-text-object.ly'`

LilyPond gives you the ability to rotate any object you want, particularly markups as showed here. Alternatively, you can use the `\column` function to display your text vertically without rotating the letters.

תנצח א"ך לשמוע סחם כ"ף ה"י
 いろはにほへど ちりぬるを わがよたれぞ つねならむ うみのおく やま けふこえて
 à vo - cê uma can - cão



קרפד
あさきゆめみじ
legal